



WASOG2017

International Conference on Sarcoidosis and Interstitial Lung Diseases

OCTOBER 19-22, 2017, BEIJING, CHINA

Final Program

Organized by:

World Association of Sarcoidosis and other Granulomatous Disorders

Chinese Medical Association

Chinese Thoracic Society





Welcome to WASOG 2017 in Beijing

It is our pleasure to welcome you to the 2017 World Association of Sarcoidosis and Other Granulomatous (WASOG) International Conference on Sarcoidosis and Interstitial Lung Diseases in Beijing, China, on October 19-22, 2017. This is the first time for WASOG to organize the meeting in China together with the Chinese Thoracic Society(CTS) of Chinese Medical Association(CMA).

WASOG conferences made the round of many countries in the world and draw a diverse group of participants, including pulmonology, radiology, pathology, rheumatology, dermatology, neurology, infectious disease professionals and basic researchers. The upcoming WASOG Conference is also expected by attendees from all over the world for being a good chance to meet new and old colleagues and communicate with each other.

It is really a challenge and an exciting event for CTS and WASOG. Our goal and task is to give you what you expect and what we hope to achieve over the several days meeting. The scientific programme is mainly in the form of symposia, plenary lectures, oral presentations of best research, poster discussions and E-posters, which cover scientific advances ranging from gene-molecular level to clinical diagnosis and therapy innovation in sarcoidosis, other granulomatous and interstitial lung diseases.

In addition to the scientific programs, this meeting will also offer you some choices in social programs, such as Chinese gala dinner. You will have an amazing experience exploring Beijing, the old and most rapidly developing city of the world, the host city of the 2008 Olympic Games, and getting to know the Chinese culture in all aspects.

We sincerely hope that you will go away with the satisfaction of having gleaned new concepts, information, techniques and had an enjoyable stay in Beijing.

Finally, we would like to acknowledge the hard work and outstanding efforts of the Committee members, the dedication and support of all the participants.

Look forward to seeing you in Beijing.



MARJOLEIN DRENT
President

World Association for Sarcoidosis and
Other Granulomatous Disorders



JIAN KANG, MD
Chair

WASOG 2017 International conferences



Committees

Congress Advisors

Nanshan Zhong Chen Wang Yuanjue Zhu

Co-chairs of the Congress

Marjolein Drent Jian Kang

Executive Chairman

Huaping Dai

Executive Vice Chairmans

Zuojun Xu Huiping Li

Scientific committee

Arata Azuma	Bin Cao	Changzheng Wang	Chengping Hu	Daniel Culver
Dejun Sun	Guangfa Wang	Guoxiang Lai	Hourong Cai	Huaping Dai
Huiguo Liu	Huiping Li	Jian Kang	Jiaying Zhou	Jie Cao
Jieming Qu	Lan Yang	Liangan Chen	Marjolein Drent	Robert Baughman
Rongchang Chen	Ulrich Costabel	Wei Wang	Wei Xiao	Weimin Li
Wen Ning	Xin Zhou	Yi Xiao	Yongchang Sun	Yuanlin Song
Zuojun Xu				

Organizing committee

Arata Azuma	Changjun Lyu	Daniel Culver	Fang Fang	Guojun Zhang
Haichao Li	Handong Jiang	Hong Jin	Hong Peng	Hourong Cai
Huaping Dai	Hui Huang	Huilan Zhang	Huiping Li	Jian Kang
Jianmin Jin	Jie Meng	Jinxu Zheng	Jiong Yang	Junling Yang
Lingyun Gao	Luqing Wei	Marjolein Drent	Qiao Ye	Qihang Chen
Qun Luo	Robert Baughman	Ruie Feng	Shaoxing Dong	Siqin Wang
Taihua Wu	Ulrich Costabel	Wanli Ma	Weijun Cao	Wen Ning
Wencheng Yu	Xiaoge Wang	Xiaohong Yang	Xiaoming Cheng	Yabin Zhao
Yuanyu Zhu	Zhenhua Li	Ziqiang Luo	Zuojun Xu	

Secretariat

Sinan Wu Xiuting Ju



Information

Dates and Venue

October 19-22, 2017 CAMIC International Convention Center

Add: NO.3 Huajiadi East Road, Chaoyang District Bdeijing 100102 P.R.China

Tel: 86-10-5825 0011

Official Language

English, Chinese

Participants Identification

Please wear your Congress name badge for all Congress activities.

Access to meeting rooms and exhibition area will be denied without a valid name badge.

Red Lanyard: Invited Guest/Faculty

Blue Lanyard: Participant

Green Lanyard: Exhibitor/Accompanying Person

Yellow Lanyard: Staff

Registration Information

The registration, tour and information desks will be located at the Lobby of the CAMIC International Convention Center

Meals: Lunch box and Buffet dinner will be provided from Oct.19 to 22 for all participants.

Please refer to your meal coupons for the time and venue.

Timetable

08:00-18:00	Oct.19-22	Registration Lobby	CAMIC International Convention Center
13:00-20:10	Oct.19	Scientific Sessions	Meeting Room 1
08:30-20:00	Oct. 20	Scientific Sessions	Grand Ballroom
08:30-18:00	Oct. 21	Scientific Sessions	Grand Ballroom
08:00-16:15	Oct. 22	Scientific Sessions	Lecture Hall

Scientific Information

1. To Moderators and Speakers

Please get yourself ready according to the congress schedule Note: to ensure each session is finished as scheduled, all the speakers are required to finish their presentations within the EXACT allocated time slot. Timer software will be used to control the presentation time. When time is up, the PPT will be switched off no matter its finished or not.

2. Slides Requirements & PowerPoint Instructions

A. Speakers are kindly required to upload their Power Point Presentation to the Speaker Ready Window at the registration area at least half day before their sched-



WASOG2017

International Conference on Sarcoidosis and
Interstitial Lung Diseases

uled presentation time in order to allow verification and transfer to the conference center's system.

B. Please use the Microsoft PowerPoint 2007 or 2010 (*.ppt) or (*.pptx), to guarantee it can be opened successfully on an on-site PC.

C. We recommend you to save your PowerPoint presentation using PPT(X) format instead of PPS.

D. Please note that we cannot guarantee the quality of Macintosh-based presentations, please check in advance (One day prior to your session) their Windows compatibility.

E. Movies: Please take steps to compress your videos (Less than 1G). Uncompressed videos will take longer to upload and will not be better quality than a modern MPEG-4 codec. We can only accept movies created as MPGs, WMVs or AVI formats.

3. Considerations for Mac Users

Keynote will NOT be accepted as it cannot be played back on PC. Please export your presentation as PowerPoint.

Your own notebook is allowed to use for presentation ONLY after consultation with technician on-site.

Exhibition

Exhibition Hours: 09:00-17:30 Oct. 20-21

Venue: VIP Room, 1 Level, CAMIC International Convention Center Tour, accommodation, flight ticket reservation, any enquires about hotel rooms, please go to the registration desk, accommodation window for information (see Opening Hours at registration).

Liability

The congress and the organizer will not assume any responsibility for accidents, losses, damages, cancellations or delays for any causes beyond its reasonable control.

Important Social Events

Opening welcome reception

Date & Time: 19:10-20:30 Oct. 19, Grand Ballroom

Gala Dinner

Date & Time: 18:00-22:00 Oct. 21, Metropark Lido Hotel, Beijing

Other Information

Please wear your Congress name badge for all Congress activities.

All the copyright belongs to the congress. No photographing, audio or video recording allowed without authorization.

No advertisements or academic materials allowed without the committee permission.

Banks and Currency

Major credit cards like Master, American Express and Visa can be accepted in most big shopping centers and hotels. Major foreign currencies can be changed into Chinese currency RMB at the airport, Bank of China or hotels.



会议基本信息

会议时间：

2017年10月19日 - 10月22日 全天报到，
19-22日世界结节病和肉芽肿协会国际会议学术会议

会议地点：

民航国际会议中心 地址：北京市朝阳区花家地东路3号

会议语言：

英语、汉语

代表标识：

胸卡是参会代表的标识，请在参加所有会议活动时佩戴胸卡。请各位注册代表妥善保管自己的胸卡，没有佩戴胸卡的代表将无法进入会场参会或参观展览。

红色胸卡绳：特邀嘉宾

蓝色胸卡绳：会议正式代表

绿色胸卡绳：参展企业代表，陪同人员

黄色胸卡绳：工作人员

注册信息：

报到地点：民航国际会议中心一层大厅

报到时间：2017年10月19-22日 08:00-18:00

报到程序：在民航国际会议中心一层大厅报到处领取注册流程卡，按照流程办理注册、交费、领取餐券、领取资料，办理住宿。

1. 前期在网上注册并完成缴费的代表请持缴费凭证或注册确认函到注册台办理；
2. 前期在网上注册未缴费的代表请直接到现场注册台办理；

注册费标准：

全程参加19-22日学术会议

WASOG 会员：1200元/人，WASOG 非会员 1500元/人，在读研究生 * 800元/人

* 在读研究生报到时需出具有效证件



WASOG2017

International Conference on Sarcoidosis and
Interstitial Lung Diseases

住宿：

对于已经预定酒店的代表我们将尽量按您所选择的来办理住宿手续，但随着房间数量的减少，我们也将根据实际情况对您的宾馆选择或房间要求做出调整，请您谅解。未订酒店的代表由大会工作人员按报到先后顺序和实际情况安排。

用餐：

会议期间房间早餐在所住酒店，午餐和晚餐均在民航国际会议中心；午餐和晚餐均凭餐券就餐。

代表请按餐券上指定时间、地点凭餐券用餐，餐券当天当餐有效；

时间安排：

10月19日-22日	08:00-18:00	代表报到	民航国际会议中心一层大厅
10月19日	13:00-20:10	学术活动	民航国际会议中心四层第一会议室
10月20日	08:30-20:00	学术活动	民航国际会议中心一层宴会厅
10月21日	08:30-18:00	学术活动	民航国际会议中心一层宴会厅
10月22日	08:00-16:15	学术活动	民航国际会议中心报告厅

学术安排：

发言人须知：学术交流将按大会日程册安排进行，并将根据现场情况进行微调。请作专题报告或大会发言的讲者最晚在讲课前2小时将含有多媒体演示文件的光盘或U盘交注册区试片窗口为避免临时出现技术问题，影响会议程序的正常进行，会议统一使用工作电脑。

展览：

展览开放时间：10月20-21日 09:00-17:30

展厅地点：民航国际会议中心一层VIP休息室

会议重要活动安排：

大会开幕式

时间：10月19日 19:10-20:30

地点：民航国际会议中心一层宴会厅

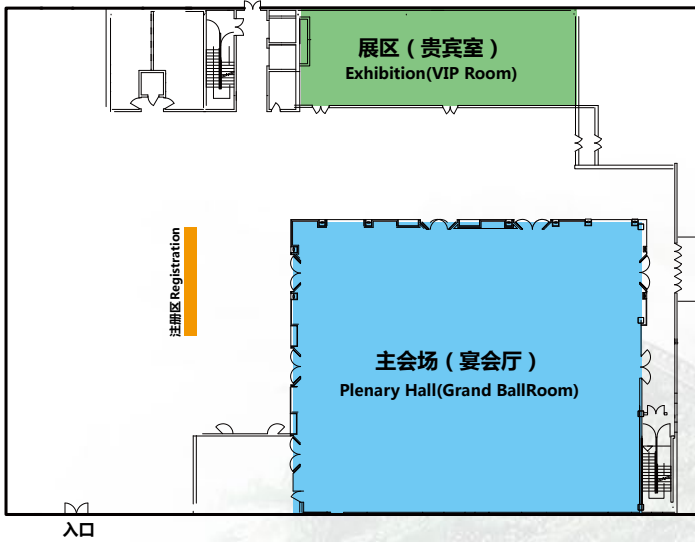


注意事项：

- ★ 会议期间，请参会代表务必佩戴会议胸卡出入会场、展厅和其他相关场所。无胸卡或不佩戴胸卡者谢绝入场。
- ★ 本次大会拥有会议所有内容的版权，未经允许严禁以拍摄、拍照、录音、拷贝等方式记录会议演讲幻灯片、视频演示或展示图片。
- ★ 禁止在会场及展厅内外、代表下榻酒店内散发或摆放未经组委会允许的任何学术或产品资料。
- ★ 除吸烟区外，包括会场及展览大厅在内的所有区域严禁吸烟。
- ★ 请自觉将饮料、餐盒、会议资料带出会场，保持会场的整洁。
- ★ 会议期间请将手机置静音或关机状态，保持会场的安静。

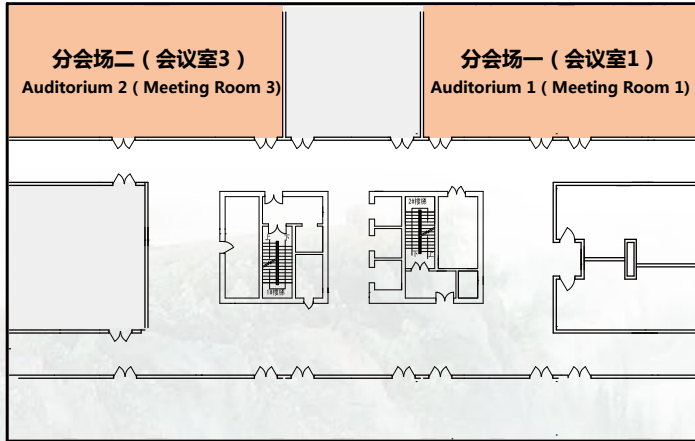


D座一层 (1F,Building)

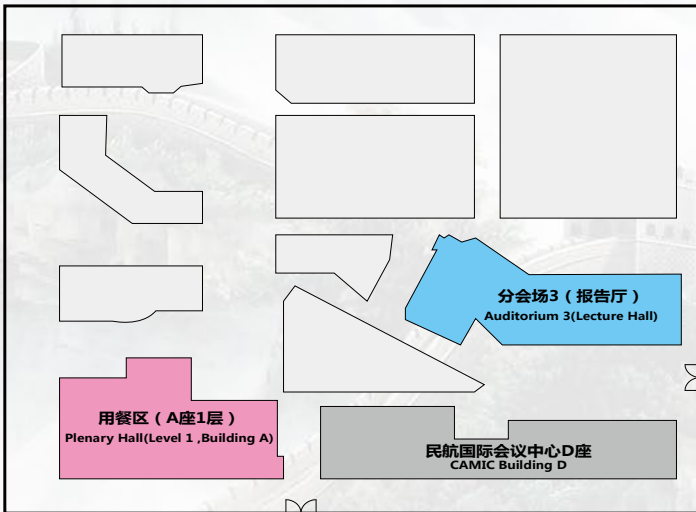




D座四层(4F,Building)



民航国际会议中心 CAMIC International Convention Center



展位号 Booth No.	企业名称 Exhibitor
A01	北京康蒂尼药业有限公司 Beijing Continent Pharmaceutical Co.,Ltd
A02	海南赞邦制药有限公司 Zambon Pharmaceutical Co.,Ltd
A03	海正辉瑞制药有限公司 Hisun Pfizer Pharmaceuticals Co., Ltd



WASOG2017

International Conference on Sarcoidosis and Interstitial Lung Diseases

2017/10/19

Auditorium 1 (Meeting Room 1)

13:00-14:50 Session 1 Postgraduate Course for Chinese Physicians (in Chinese)
Update in ILD Diagnosis and Management

主持: 郑金旭 江苏大学附属医院, 杨炯 武汉大学中南医院, 王思勤 河南省人民医院
Chairman: Jinxu Zheng, Affiliated Hospital of Jiangsu University;
Jiong Yang, Zhongnan Hospital of Wuhan University;
Siqin Wang, Department of respiratory medicine,
Henan Province Peoples Hospital

Date	Subject	Speaker	Organization
13:00-13:25	间质性肺疾病诊断思路 Diagnostic Approach to Interstitial Lung Diseases	蔡后荣 Hourong Cai	南京鼓楼医院 Nanjing Drum Tower Hospi- tal, Nanjing
13:25-13:50	间质性肺疾病的影像识别 Imaging Diagnosis of Interstitial Lung Diseases	陈起航 Qihang Chen	北京医院放射科 Department of Radiology Beijing Hospital, Beijing
13:50-14:15	间质性肺疾病活检技术及其 临床应用 Biopsy in Interstitial Lung Diseases	罗群 Qun Luo	广州呼吸疾病研究所 Guangzhou Institute of Respi- ratory Diseases, Guangzhou
14:15-14:40	间质性肺炎的病理诊断 Pathologic Diagnosis of Interstitial Pneumonias	冯瑞娥 Ruie Feng	北京协和医院 Peking Union Hospital, Beijing



**14:50-16:40 Session 2. Postgraduate Course for Chinese Physicians (in Chinese)
Update in ILD Diagnosis and Management**

**主持：于文成 青岛大学附属医院，杨晓红 新疆维吾尔自治区人民医院，
吕俊俊 温州医学院附属医院**

**Chairman: Wencheng Yu, Affiliated Hospital of Qingdao University;
Xiaohong Yang, People's Hospital of Xinjiang Autonomous Region;
Changjun Lv, Affiliated Hospital of Binzhou Medical College**

Date	Subject	Speaker	Organization
14:50-15:15	支气管肺泡灌洗在ILD的应用评价 Bronchoalveolar Lavage in Interstitial Lung Diseases	李振华 Zhenhua Li	中国医科大学第一附属医院 The First Hospital of China Medical University, Shenyang
15:15-15:40	间质性肺疾病的感染问题 Interstitial Lung Diseases and Infection	金洪 Hong Jin	四川大学华西医院 Sichuan University Huaxi Hospital, Chengdu
15:40-16:05	肺纤维化合并肺气肿 Combined Pulmonary Fibrosis and Emphysema	金建敏 Jianmin Jin	首都医科大学附属北京同仁医院 Tongren Hospital, Capital Medical University, Beijing
16:05-16:30	老年间质性肺疾病 Interstitial Lung Diseases in Elders	高凌云 Lingyun Gao	四川省人民医院 Sichuan province people's hospital, Chengdu

**16:40-21:00 Session 3. Postgraduate Course for Chinese Physicians (in Chinese)
Update in ILD Diagnosis and Management**

**主持：王笑歌 中国医科大学附属第四医院，杨俊玲 吉林大学第二医院，
董绍兴 昆明医学院附属第二医院**

**Chairman: Xiaoge Wang, The Fourth Affiliated Hospital of China Medical University;
Junling Yang, The second hospital of Jilin University;
Zhaoxing Dong, The Second Affiliated Hospital of Kunming Medical University**

Date	Subject	Speaker	Organization
16:40-17:05	特发性肺纤维化患者的教育与管理 Education and Management for Patients with Idiopathic Pulmonary Fibrosis	李杰红 Jiehong Li	中日友好医院 China-Japan Friendship Hospital, Beijing



WASOG2017

International Conference on Sarcoidosis and Interstitial Lung Diseases

17:05-17:30	无创通气治疗在纤维化性间质性肺疾病患者的应用 NIPPV in Interstitial Lung Disease	任雁宏 Yanhong Ren	中日友好医院 China-Japan Friendship Hospital, Beijing
17:30-17:55	间质性肺疾病患者的康复治疗 Rehabilitation Treatment in Patients with Interstitial Lung Diseases	曹卫军 Weijun Cao	上海肺科医院 Shanghai Pulmonary Hospital, Shanghai

18:00-19:10 Satellite Symposium: Update on the Treatment of Sarcoidosis

Date	Subject	Speaker	Organization
18:00-18:15	Clinical Phenotypes of Sarcoidosis: How This Drives Our Therapy	Nadera Sweiss	University of Illinois at Chicago, Chicago, IL, USA
18:15-18:30	Diagnosis and Treatment of Cardiac Sarcoidosis	Edward Miller	Yale University, New Haven, CT USA
18:30-18:45	Treatment of Sarcoidosis: A Delphi Study	Robert Baughman	University of Cincinnati, Cincinnati, OH USA
18:45-19:00	Management of Repository Corticotropin Injection Therapy in Sarcoidosis	Franck Rahaghi	Cleveland Clinic Florida, Weston, FL USA
19:00-19:10	Discussion		

Auditorium 2 (Meeting Room 3)

14:00-16:00 Patient conference

Chairman: Yuanjue Zhu; Jian Kan

Pulmonaey Physicians: Huaping Dai ; Zuojun Xu ; Huiping Li ; Hourong Cai ; Marjolein Drent ; Ulrich Costabel ; Robert Baughman ; Arata Azuma

ILD Patients:

Grand Ballrom

19:10-20:30 Opening Welcome Reception



2017/10/20

Plenary Hall(Grand Ballrom)

08:30-10:00 Session 1. Aetiology, Immunology in Sarcoidosis

**Chairman: Ziqiang Luo, Basic Medical College of Central South University ;
Lisa Maier, Division of Pulmonary and Critical Care Sciences, School
of Medicine, University of Colorado**

Date	Subject	Speaker	Organization
08:30-09:00	Genetics in Sarcoidosis	Lisa Maier	Division of Pulmonary and Critical Care Sciences, School of Medicine, University of Colorado
09:00-09:30	P. acnes as Cause of Sarcoidosis	Yoshinobu Eishi	Tokyo Medical and Dental University, Tokyo, Japan
09:30-10:00	Sarcoidosis Related Fibrosis: From Granuloma to Fibrosis	Johannes Grutters	ILD Center of Excellence, St. Antonius Hospital

10:30-12:00 Session 2. Differentiate Sarcoidosis and Tuberculosis or NTM

**Chairman: Qihang Chen, Beijing Hospital
Kyung Soo Lee, Hanyang university hospital**

Date	Subject	Speaker	Organization
10:30-11:00	Sarcoidosis and Tuberculosis or NTM: Imaging Differentiate	Kyung Soo Lee	Hanyang university hospital
11:00-11:30	Sarcoidosis and Tuberculosis or NTM: Clinical Differentiate	Huiping Li	Shanghai Pulmonary Hospital, Tongji University School of Medicine, Shanghai, China
11:30-12:00	Management of Sarcoidosis in Countries Where Tuberculosis is Endemic	Prasanna Kumar Thomas	India Institute of Medical Sciences, New Delhi, India

V3 Meeting Room, 2F

12:00-13:00 WASOG Executive Board Meeting



Plenary Hall(Grand Ballrom)

13:00-14:00 Poster Discussion

Chairman: E Lower, Department of Internal Medicine, University of Cincinnati Medical Center;
Hong Peng, Xiangya No.2 Hospital of Central South University;
Huilan Zhang, Tongji Hospital Affiliated to Tongji Medical College of Huazhong University of Science and Technology;
Fang Fang, Beijing Hospital

Date	Subject	Speaker	Organization
13:00-13:05	TLR1 and TLR6 Polymorphisms Associated with Susceptibility to Tuberculosis in Tibetan Population	Miaomiao Zhang	West China Hospital,Sichuan University
13:05-13:10	Clinicopathological Profile of Tuberculous Myocarditis	L N Swamy Tirunagari	Care Hospital, Banjara Hills, Hyderabad, India
13:10-13:15	Calpain 1 Regulates TGF-β1-induced Epithelial-mesenchymal Transition in Human Lung Epithelial Cells via PI3K/Akt Signaling Pathway	Weijun Tan	Zhongnan Hospital of Wuhan University, Wuhan
13:15-13:20	Pulmonary Benign Metastasizing Leiomyomas	Min Cao	Nanjing Drum Tower Hospital, Nanjing
13:20-13:25	IgG4-Related Disease with Tracheobronchial Miliary Nodules Mimicking Asthma ——Case Report and Literature Review	Xiuling Wang	China-Japan Friendship Hospital,Beijing
13:25-13:30	Composite Score to Assess Treatment Response in Pulmonary Sarcoidosis	Robert Baughman	University of Cincinnati Medical Center



13:30-13:35	A Retrospective Clinical Analysis of 101 Cases of Interstitial Pneumonia with Autoimmune Features (IPAF)	Meichao Wang	The First Affiliated Hospital of China Medical University, Shenyang
13:35-13:40	Retrospective Survey of Pulmonary Sarcoidosis Incidence in Ukraine	Galyna Gumeniuk	National Institute of tuberculosis and pulmonology
13:40-13:45	Metagenomic Analysis of Microbial Lineages in Sarcoidosis and Matched Environmental Controls	Milton Rossman	Hospital of the University of Pennsylvania
13:45-13:50	Needs, Perceptions and Education in Sarcoidosis; Live Interactive Survey of Patients and Partners	Catharina Moor	Respiratory Department, Erasmus Medical Center Rotterdam, the Netherlands
13:50-13:55	Implication of Monoclonal Antibodies Made by Ihc-Based Screening Method for Detecting Intracellular Pathogens in Diseased Tissues	Tetsuo Yamaguchi	Dept. of Human Pathology, Graduate School and Faculty of Medicine, Tokyo Medical Dental University
13:55-14:00	Mesenchymal Tsc2 Deficiency Causes Retarded Lung Alveolarization and Polycystic Kidney Lesion	Siying Ren	The Second Xiangya Hospital of Central South University



14:00-15:30 Session 3- Extra-pulmonary sarcoidosis manifestation

**Chairman: D Culver, Cleveland Clinic;
Hui Huang, Peking Union Medical College Hospital**

Date	Subject	Speaker	Organization
14:00-14:30	Pulmonary Sarcoidosis Including Differential	M Wijsenbek	Erasmus MC, University Medical Center, Rotterdam, Netherlands
14:30-15:00	Common Extra-Pulmonary Sarcoidosis Manifestations of Sarcoidosis: Skin and Eye	D Culver	Cleveland Clinic
15:00-15:30	Para-Sarcoidosis Syndrome Including Fatigue, Sfn, And Cognitive Failure	E Lower	Department of Internal Medicine, University of Cincinnati Medical Center, Cincinnati, USA

16:00-18:00 Session 4. Sarcoidosis Management and Follow up

**Chairman: Robert Baughman, University of Cincinnati Medical Center;
Yuanjue Zhu, Peking Union Medical College Hospital**

Date	Subject	Speaker	Organization
16:00-16:30	Sarcoidosis: Standard Therapy	Zuojun Xu	Peking Union Medical College Hospital, Chinese Academy of Medical Sciences & Peking Union Medical College, Beijing, China
16:30-17:00	Sarcoidosis: New Therapy	Robert Baughman	University of Cincinnati Medical Center
17:00-17:30	Sarcoidosis : How to Monitor/Follow Up	Marcel Veltkamp	ILD Center of Excellence, St. Antonius Hospital, Utrecht, Nieuwegein, Netherlands
17:30-18:00	Traditional Chinese Treatments of Sarcoidosis and Other Ilds	Shunan Zhang	China-Japan Friendship Hospital, National Clinical Research Center for Respiratory Diseases, Beijing



19:00-20:00 Evening Symposium: Pulmonary Hypertension in Interstitial Lung Disease

**Chairman: SD Nathan, Advanced Lung Disease and Transplant Program, Inova Fairfax Hospital;
Huaping Dai, China-Japan Friendship Hospital**

Date	Subject	Speaker	Organization
19:00-19:30	Diagnosis and Classification of Pulmonary Hypertension	Zhenguo Zhai	China-Japan Friendship Hospital, Beijing
19:30-20:00	Pulmonary Hypertension In Ipf and Sarcoidosis	SD Nathan	Advanced Lung Disease and Transplant Program, Inova Fairfax Hospital, Vienna, VA, USA



2017/10/21

Plenary Hall (Grand Ballroom)

08:30-10:00 Session 5. Innovation in Interstitial Lung Diseases

Chairman: A Wells, Interstitial Lung Disease Unit, Royal Brompton Hospital and National Heart and Lung Institute, Imperial College; Taihua Wu, The First Affiliated Hospital of Dalian Medical University

Date	Subject	Speaker	Organization
08:30-09:00	IIP Classification: Update and New Entities (ACIF, PPFE, etc)	A Wells	Interstitial Lung Disease Unit, Royal Brompton Hospital and National Heart and Lung Institute, Imperial College, London, United Kingdom
09:00-09:30	New Diagnostic Approaches for ILD (Including Cryo, EBUS, etc.)	Sara Tomassetti	Department of Diseases of the Thorax, GB Morgagni Hospital, Forlì, Italy
09:30-10:00	New Treatment Modalities for IPF	P Spagnolo	Section of Respiratory Diseases, Department of Cardiac, Thoracic and Vascular Sciences, University of Padua, Padova, Italy

10:30-12:00 Session 6. Idiopathic Pulmonary Fibrosis

Chairman: F Bonella, Interstitial and Rare Lung Disease Unit, Ruhrlandklinik, University of Duisburg-Essen Wen Ning, Nankai University, Tianjin

Date	Subject	Speaker	Organization
10:30-11:00	IPF Pathogenesis: How UIP Develops	Wen Ning	Nankai University, Tianjin
11:00-11:30	IPF: Early Diagnosis and Staging	F Bonella	Inferstitial and Rare Lung Disease Unit, Ruhrlandklinik, University of Duisburg-Essen, Essen, Germany
11:30-12:00	Comorbidities in Idiopathic Pulmonary Fibrosis	Huaping Dai	China-Japan Friendship Hospital, Beijing



13:00-14:00 Poster discussion 2

Chairman: Xiaoming Cheng, Xinqiao Hospital of Third Military Medical University; Mengshu Cao, Nanjing Drum Tower Hospital, Nanjing University Medical School; Wanli Ma, Carlos Robalo Cordeiro Coimbra University Hospital

Date	Subject	Speaker	Organization
13:00-13:05	The Role of IL-17A in Murine Model of Acute Exacerbation of Pulmonary Fibrosis by HSV1 Infection	Tao Chen	Department of Respiratory Medicine, Shanghai Pulmonary Hospital, Tongji University, School of Medicine, Shanghai,
13:05-13:10	Effect of G-CSF on Bone Marrow Mesenchymal Stem Cells Inhibits Biological Activity of Fibroblasts by Paracrine Function	Feiyan Zhao	Xiangya School of Medicine, Central South University, Changsha
13:10-13:15	Loss of Fstl1 in Lung Mesenchymal Cells Alleviates Bleomycin-Induced Lung Fibrosis in Mice	Si Zhang	Nankai University, Tianjin
13:15-13:20	Clinical Features and Prognosis of Acute Exacerbation of Connective Tissue Diseases Associated Pulmonary Fibrosis ----- - Comparison with Idiopathic Pulmonary Fibrosis	Mengshu Cao	Nanjing Drum Tower Hospital, Nanjing University Medical School, Nanjing
13:20-13:25	Modeling Alveolar Injury using Microfluidic Co-cultures for Monitoring Bleomycin-induced Epithelial/Fibroblastic Cross-talk Disorder	Jiarui He	Department of Pulmonary and Critical Care Medicine, Center for Respiratory Diseases, China-Japan Friendship Hospital; National Clinical Research Center for Respiratory Diseases, Beijing



13:25-13:30	The Role of Infection in Acute Exacerbation of Idiopathic Pulmonary Fibrosis	Dong Weng	Shanghai Pulmonary Hospital, Shanghai
13:30-13:35	Sodium Tanshinone ILA Sulfonate Inhibit the Proliferation of Hypoxia-Induced Pasmcs and Its Mechanism	Jinxu Zheng	Affiliated Hospital of Jiangsu University, Jiangsu
13:35-13:40	Predisposition of MUS5B Rs35705950 Minor Allele to Rheumatoid Arthritis Associated Interstitial Pneumonitis: A Step Forward to Molecular Endotyping of Pulmonary Fibrosis	Annette Van Der Vis	St Antonius Hospital
13:40-13:45	Serum Fstl-1 as A Diagnostic Marker for Idiopathic Pulmonary Fibrosis	Jing Geng	China-Japan Friendship Hospital, Beijing
13:45-13:50	Real-Life Experience with Pirfenidone in Idiopathic Pulmonary Fibrosis	Yongji Yan	Department of Occupational Medicine and Toxicology, Beijing Chaoyang Hospital, Capital Medical University
13:50-13:55	MUC5B Influence on the Prognosis of IPF	Huifang Song	Inner Mongolia Peoples Hospital
13:55-14:00	ILD Biobanking to Characterize Disease Development In ILD Subgroups	Marjolijn Struik	St Antonius Hospital



14:00-15:30 Session 7. Environmental and Occupational ILD

**Chairman: M Drent, St. Antonius Hospital;
Luqing Wei, Wei Tianjin Armed Police Hospital**

Date	Subject	Speaker	Organization
14:00-14:30	Occupational ILDs in China	Qiao Ye	Beijing ChaoYang Hospital, Capital Medical University, Beijing, China
14:30-15:00	Chronic Hypersensitivity Pneumonitis	U Costabel	Ruhrlandklinik University Hospital, University of Duisburg-Essen
15:00-15:30	Pharmogenetics and Their Impact on Drug Induced Interstitial Lung Disease	M Drent	St. Antonius Hospital

16:00-18:00 Session 8. Special Session

**Chairman: Shinichiro Ohshimo, Hiroshima University;
Yabin Zhao, The First Affiliated Hospital of China Medical University**

Date	Subject	Speaker	Organization
16:00-16:30	Diffuse Panbronchiolitis	Jian Kang	The First Hospital of China Medical University
16:30-17:00	Diffuse Alveolar Hemorrhage: Causes and Management	Carlos Robalo Cordeiro	Coimbra University Hospital

17:00-18:00 The Best from Research

17:00-17:15	Functional Polymorphisms in the NFE2L2 GENE Are Associated with Tuberculosis Susceptibility	Miaomiao Zhang	West China Hospital, Sichuan University, Chengdu
17:15-17:30	Radiographic Patterns in A Cohort of 281 Asbestosis Patients Objectives	Xiaoli Yang	Beijing Chaoyang Hospital affiliated to Capital Medical University, Beijing
17:30-17:45	A 40-year Study of 640 Consecutive Patients with Sarcoidosis at A Tertiary Referral Center in Barcelona, Spain	Juan Maria Maná Rey	Hospital Universitari de Bellvitge
17:45-18:00	A New Sarcoidosis Diagnostic Score (SDS)	Robert Baughman	University of Cincinnati Medical Center

18:00-22:00 Gala Dinner



2017/10/22

Auditorium 3 (Lecture Hall 3)

08:00-10:00 Session 9. Connective Tissue Diseases (CTD) associated ILD

**Chairman: Mengtao Li, Peking Union Hospital
D. Valeyre, Avicenne University Hospital**

Date	Subject	Speaker	Organization
08:30-09:00	CTD- ILD Overview	Mengtao Li	Peking Union Hospital, Beijing
09:00-09:30	Myositis Associated ILD	Shuang Ye	Ren Ji Hospital South Campus, School of Medicine, Shanghai JiaoTong University
09:30-10:00	Joint Problems in Patients with Interstitial Lung Disease: Differential and Management	D. Valeyre	Avicenne University Hospital

10:30-12:00 Session 10. Vasculitis / Diffuse Alveolar Hemorrhage

**Chairman: Sara Tomassetti, Department of Diseases of the Thorax, GB Morgagni Hospital;
Haichao Li, Peking University First Hospital**

Date	Subject	Speaker	Organization
10:30-11:00	ANCA Associated Vasculitis and ILD: Diagnosis	Sara Tomassetti	Department of Diseases of the Thorax, GB Morgagni Hospital, Forlì, Italy
11:00-11:30	ANCA Associated Vasculitis: Management	Minghui Zhao	Peking University First Hospital
11:30-12:00	Acute respiratory failure in ILD: diagnosis and management	Shinichiro Ohshimo	Hiroshima University



12:00 -13:00 General Assembly Meeting for WASOG Member

14:00-14:30 Session 11. Other ILD

**Chairman: U. Costabel, Ruhrlandklinik University Hospital, University of Duisburg-Essen;
Handong Jiang, Renji Hospital Affiliated to Shanghai Jiaotong University**

Date	Subject	Speaker	Organization
14:00-14:30	Pulmonary Alveolar Proteinosis	Y. Inoue	National Hospital Organization Kinki-Chuo Chest Medical Center
14:30-15:00	Lymphangiomyomatosis	Kaifeng Xu	Pekin Union Hospital, Beijing
15:00-15:30	Smoking Related ILD	U. Costabel	Ruhrlandklinik University Hospital, University of Duisburg-Essen
15:30-15:45	Summary of Meeting and Outlook to 2018	K. Antoniou	Interstitial Lung Disease Unit, University Hospital of Heraklion
16:00-16:15	Closing Ceremony		



WASOG2017

International Conference on Sarcoidosis and
Interstitial Lung Diseases

Company List

Cyclomedica Australia Pty. Ltd.

Zambon Pharmaceutical Co.,Ltd
海南赞邦制药有限公司

Fujirebio Inc.
日本富士瑞必欧株式会社上海代表处

Beijing Continent Pharmaceutical Co, Ltd.
北京康蒂尼药业有限公司

Hisun Pfizer Pharmaceuticals Co., Ltd
海正辉瑞制药有限公司

Boehringer Ingelheim (China) Investment Co., Ltd
勃林格殷格翰（中国）投资有限公司



WASOG2017